



# Familiarisation Guide

## Information for Children

### Entrance Exam for Entry into Year 7

---

This is the Familiarisation Guide for the Future Stories Community Enterprise (FSCE) Entrance Exam for entry into Year 7. It is designed to help children, their parents and teachers understand the format of our exam papers and their corresponding answer sheets.

FSCE's aim is to make Grammar School examining more accessible for all children: regardless of their background, their primary school, or any disability.

The first section contains some background information for children, the second section explains what the exam paper is like, the third section gives some sample questions. There is a separate Familiarisation Guide for Parents.

We recommend that you print pages 1 to 24 of this guide, read it through carefully and practise the sample questions on the answer sheets. If you do not have access to a printer, please contact the School who will be happy to print off for you.

**This guide is the only genuine resource produced for the FSCE Ltd Entrance Exam  
There is no charge for this Familiarisation Guide**

# Contents

- Familiarisation Guide ..... 1
- Information for Children ..... 1
- Entrance Exam for Entry into Year 7 ..... 1
- SECTION 1: Background Information for Children ..... 3**
  - What’s the point of this exam?..... 3
  - How can I tell if I might do well at this exam? ..... 4
  - The Exam Day..... 5
  - After The Exam..... 6
- SECTION 2: The Exam Paper..... 7**
  - A few useful definitions ..... 7
  - What’s in the exam? ..... 7
  - What subjects do we exam..... 8
  - Audio Instructions..... 8
  - Using Your Answer Sheet..... 9
    - Multiple Choice Answer Options (Paper 1) ..... 10
    - Short Written Answers (Paper 2)..... 10
    - A Creative Response (Paper 3)..... 11
- SECTION 3: Practice Questions ..... 12**
  - Answers to Sample Questions ..... 25

# SECTION 1: Background Information for Children from FSCE

## What's the point of this exam?

Grammar Schools exist so that children who really *love* learning can find a secondary school which inspires their curiosity, nurtures their individual talents and all education provided is free.

The law means that Grammar Schools must exam for “*academic ability*”.

Grammar Schools have an entrance exam to ensure that they can be totally fair about who joins them and can welcome children from all backgrounds and communities.

Academic ability means “*how good someone is at learning things in school*” such as reading, writing, Maths, History, Music, Science, or other subjects.

Everyone learns in different ways and at their own speed. Some of you are really good at imagining stories while others might be great at conducting experiments, solving Maths problems or designing things.

Having academic ability just means you have strengths in certain school subjects and the potential to get even better and flourish in those areas.

An entrance exam score does not mean you are better or worse than other children, just that the academic ability you have might be a good ‘fit’ for the kind of learning at the school you are applying to.

We really hope that the school you are applying to is a School where you feel you will belong. We do not want children to join a school and then struggle as that would not make you happy. Therefore, we have an entrance exam to help us work out whose academic ability might be the best ‘match’ for the pace of teaching and learning as well as the range of subjects covered in that School.

If you are curious about the universe and willing to be guided by teachers, you will thrive at whichever secondary school you go to, so do not put pressure on yourself regarding this one exam.

## How can I tell if I might do well at this exam?

There are some good ways of checking if you are the kind of child who might do well in our exam.

Ask yourself these questions:

-  Do you enjoy reading lots of different books?
-  Do you find new words interesting?
-  Do you try to give new things a go?
-  Do you keep going, even when something is unfamiliar or difficult?
-  Do you like those tricky questions which have more than one correct answer?
-  Do you enjoy coming up with new, imaginative ideas?
-  Do you love discovering things outdoors?
-  Do you catch ideas quickly without needing to keep studying at the weekend?
-  Do you enjoy a wide range of games with friends?
-  Do you find yourself learning from other people by watching and listening?
-  Do other cultures and communities fascinate you?
-  Do you care about all the topics you cover in school beyond just Maths and English?
-  Do you like applying learning from one topic to another?
-  Do you cope well when things go wrong and see mistakes as a chance to improve?
-  Do you like understanding things even more than you like remembering them?
-  Do you like discussing the new things you are learning and sharing ideas with others?
-  Do you enjoy moments in school when you are trusted to explain things to classmates?

If you have answered yes to quite a lot of these questions, you are the sort of child who will definitely enjoy some of the questions and challenges in our entrance exam and feel a sense of belonging and purpose within the school community.

## The Entrance Exam Day

Dates for our entrance exam can be found on the Admissions page of the School website.

You <b>can</b> take these things into the exam:
<b>You are not required to bring any equipment with you on the day of the Entrance Examination.</b> <b>You will need to bring your Fit to Sit card</b>
You <b>cannot</b> take any of these things into the exam:
<ul style="list-style-type: none"><li>× Felt tip pens or permanent marker pens;</li><li>× Biro or ballpoint pens that are NOT black;</li><li>× Pencils;</li><li>× Dictionaries;</li><li>× Rulers;</li><li>× Protractors;</li><li>× Paper (no study notes or scrap paper);</li><li>× Stopwatches or timers;</li><li>× Calculators (including calculator watches);</li><li>× Mobile phones;</li><li>× Digital watches or wrist worn devices;</li><li>× Any other electronic device such as a camera or recording equipment;</li><li>× If it is necessary to bring a mobile phone with you, the phone will need to be switched off and handed in to one of the adult supervisors. Phones must be clearly labelled with your name so that they can be easily identified.</li><li>× Parents must <b>NOT</b> try to phone or message their child at any time during the exams.</li></ul>

There will be clocks clearly displayed in each exam room.

Pens will be provided and spare pens will be available.

There will be breaks between exam papers where appropriate.

There will be adult supervisors in the exam room. If you have a question or a problem at any point during the exam - for example: you think you have the wrong exam paper or if you feel unwell - please raise your hand so one of the supervisors can help you.

The supervisors in the room cannot help you with the exam - they cannot read any of the words and they cannot tell you if the answer is correct.

## After The Exam

Go and celebrate – you tried your best and gave it a go! You deserve a cake or ice cream!

You will find out your exam results in October.

After the entrance exam, it is really important that you keep attending primary school every day, and try your best in every element of primary school.

Whichever secondary school you go to, you will be a fantastic success. Well done. 🍌

## SECTION 2: The Exam Paper

### A few useful definitions

'The exam' refers to everything you will complete on the day;

'The paper' (e.g. Paper 1) refers to individual papers which form parts of the exam – for each of the papers you will receive a question booklet and a separate answer sheet;

'A section' refers to a specific part of a paper;

'A question' refers to a specific task in a section.

### What's in the exam?

Your question booklets will look similar to the one below. You will be asked to complete the information on the front page, which you will have knowledge of or will be given to you by the school.

Test Booklet Unique Reference Number: 0000

250905P1RS

FSCE

Entrance Test

for Entry into Year 7

Paper 1

2026 Entry

YEAR 7 ENTRANCE TEST FOR SCHOOLS

Name:

Primary School:

Test date:

Username:

**WARNING:** This test and its contents are protected by copyright law. Reproduction, modification, distribution or publication of this test and any content contained herein is prohibited without prior written permission of the copyright holder. The copyright holder reserves the right to take formal legal action against anyone found to have illegally reproduced, published or photocopied any content herein in any form or by any means, including on any website or on any form of social media. All rights are reserved.

**You must NOT open this booklet until you are told to.**

Copyright © 2025 FSCE Ltd

## What subjects do we test?

There are 3 different papers that make up the exam:

**Paper 1:** English and Maths questions with Multiple Choice Answer options;

**Paper 2:** English and Maths questions where you respond with Short Written Answers;

**Paper 3:** a Creativity question which will require a written Creative Response.

## Audio Instructions

The instructions before, during and after all parts of the exam will be given to you via a voice recording.

You must listen very carefully to these instructions.

You will be asked to check that you can hear the voice recording clearly.

The voice recording will tell you:

- 👉 When you may open the question booklet;
- 👉 The page number you must turn to;
- 👉 The section and page number;
- 👉 Instructions about how to answer the questions;
- 👉 An example question;
- 👉 The time allowed for the section;
- 👉 When you may start answering the questions;
- 👉 At the start of each section, you will be given additional instructions that explain what you need to do;
- 👉 Towards the end of each section, you will be given warnings to let you know the time has nearly finished.

If you would like to hear what they sound like, this is a [Sample of Audio Instructions](#).



## Using Your Answer Sheet

At the start of each exam, you will be asked to check that the information printed on the front of your answer sheet is correct. If any of the information is incorrect, please do not worry - just raise your hand and an adult supervisor will help you.

The top part of your answer sheet will look like this:

<b>Answer Sheet: FSCE Entrance Test for Entry into Year 7</b>			
<b>Paper 2</b>			
<b>2026 Entry</b>			
<b>Candidate and Test Details</b>			
Name		Primary school	
KING Mark		ePC School	
Date of birth	Username	Test date & session	Room
2015-01-01	U-ABCD	2025-09-05 AM	Gym
<b>If any of this information is incorrect, raise your hand</b>			

**REMEMBER** - you must answer the questions on your answer sheets and using a black biro or ballpoint pen.  
Make sure that the question number on the answer sheet matches the number in your question booklet.

### **DON'T PANIC!**

Try to answer all the questions, but don't worry if you run out of time;

If you don't know, try your best to put an answer and then go to the next question;

You will **NOT** lose any marks for incorrect answers!

If you have any time left at the end of the section, you can go back and have another try at any questions you have missed or were unsure about (within that section only).

## Multiple Choice Answer Options (Paper 1)

Select your answer by shading **one** oval for each question. Please do **NOT** use a horizontal or vertical line. The oval needs to be fully shaded and will look like this on your answer sheet:

Shade only **ONE** response for each question:

A B C D

i: ☐ ☐ ☒ ☐

There will only be **one** correct answer for each question. If you need to change your answer, put a cross through the incorrect answer and shade the correct answer, like this example:

If you need to change your answer, put a cross through the incorrect answer and shade the correct one:

A B C D

ii: ☒ ☐ ☒ ☐

If you then change your mind and want to go back and change your answer to your original answer, cross out the answer you do not want and put a circle around the correct answer.

If you need to change your answer, put a cross through the incorrect answer and shade the correct one:

A B C D

ii: ☒ ☐ ☒ ☐

## Short Written Answers (Paper 2)

For questions with number answers, you will need to write only **ONE** number in each box, like this example:

For Section 1: Write only **ONE** digit in each box:

Example: 

2	0
---	---

For questions with letter answers, you will need to write only **ONE** letter in each box. Be careful to write clearly and in CAPITAL LETTERS. If you need to change your answer, put a cross through the incorrect answer and write the correct answer above the box. See example below:

For Section 2: Write only ***ONE*** letter in each box. Write clearly in CAPITAL LETTERS:

Example: E X A M P L E

If you need to change your answer, put a cross through the incorrect answer and write the correct answer above:

Example: E X A M P ~~X~~ ~~X~~ L E

## A Creative Response (Paper 3)

For the Creative Writing question, you will be given a special answer sheet to write your answer on. You will have a short time to plan on the question booklet, but **ONLY** the answer sheet will be marked. You will write by hand.

The answer sheet will look like this:

[illegible]

## SECTION 3: Practice Questions

All of the content on the following pages is inspired by the Key Stage 2 National Curriculum that you are following at your School.

We are interested in how you apply your learning in new situations.

We will not be examining your memory.

There are no 'extra' facts or tips that a tutor can help you remember.

### Things to remember:

- The practice questions below will **NOT** be on the real exam;
- The questions are made-up to help familiarise you with different styles and formats - they are **NOT** indicative of the content that will be examined;
- The difficulty of the questions **WILL** be different;
- The practice questions are a mix of Multiple Choice Answer Options and Short Written Answer Options. Remember – you could have **EITHER** or **BOTH** formats in the exam.

Use the Answer Sheets on Pages 13 and 14 to help you practice answering the questions with either the Multiple Choice oval options or the Short Text / Numerical Boxes.

You will find the answers to the sample questions towards the back of this Guide.

***Enjoy having a go!***

# Answer Sheet: Paper 1

## FSCE Entrance Exam for Entry into Year 7

### Candidate and Exam Details

Name

Primary School



Date of birth

Username

Exam date & session

Room





### Instructions

Use a black biro or ballpoint pen.

Shade only **ONE** response for each question:

i: A ☐ B ☐ C ☒ D ☐

If you need to change your answer, put a cross through the incorrect answer and shade the correct one:

ii: A ☒ B ☐ C ☒ D ☐

If you need to go back to your original answer, put a cross through the incorrect answer and write the correct one to the right of the letters:

ii: A ☒ B ☐ C ☒ D ☐ C

### Sections 1 - 3: Practice Multiple Choice Questions - English

#### Questions 1 – 15

1: A ☐ B ☐ C ☐ D ☐

2: A ☐ B ☐ C ☐ D ☐

3: A ☐ B ☐ C ☐ D ☐

4: A ☐ B ☐ C ☐ D ☐

5: A ☐ B ☐ C ☐ D ☐ E ☐

6: A ☐ B ☐ C ☐ D ☐ E ☐

7: A ☐ B ☐ C ☐ D ☐ E ☐

8: A ☐ B ☐ C ☐ D ☐ E ☐

9: A ☐ B ☐ C ☐ D ☐ E ☐

10: A ☐ B ☐ C ☐ D ☐ E ☐

11: A ☐ B ☐ C ☐ D ☐ E ☐

12: A ☐ B ☐ C ☐ D ☐ E ☐

13: A ☐ B ☐ C ☐ D ☐ E ☐

14: A ☐ B ☐ C ☐ D ☐ E ☐

15: A ☐ B ☐ C ☐ D ☐

# Answer Sheet: Paper 1 continued

## FSCE Entrance Exam for Entry into Year 7

### Instructions

Use a black biro or black ballpoint pen. Remember to write clearly!

For Section 1: Write only **ONE** digit in each box:

Example: 

2	0
---	---

For Section 2: Write only **ONE** letter in each box. Write clearly in CAPITAL LETTERS:

Example: 

E	X	A	M	P	L	E
---	---	---	---	---	---	---

If you need to change your answer, put a cross through the incorrect answer and write the correct answer above:

Example: 

E	X	A	M	P	<del>L</del>	<del>E</del>
---	---	---	---	---	--------------	--------------

  
L E

### Section 4: Practice Short Written Answer Questions - English

#### Questions 1 - 8

1: 

C	O	M				
---	---	---	--	--	--	--

5: 

C	L	I	M			
---	---	---	---	--	--	--

2: 

			C	E	A	L	E	D
--	--	--	---	---	---	---	---	---

6: 

S	U				T
---	---	--	--	--	---

3: 

E	A			
---	---	--	--	--

 , 

S
---

7: 

D	E	V			
---	---	---	--	--	--

4: 

A	M				
---	---	--	--	--	--

8: 

E	V			
---	---	--	--	--

### Section 5: Practice Short Written Answer Questions - Maths

#### Questions 1 - 7

1: £ 

--

 . 

--	--

5: 

--	--

 degrees

2: 

--	--

 degrees

6: £ 

--	--

3: 

--	--

 : 

--	--

7: 

--	--

 m<sup>2</sup>

4: 

--

 . 

--	--

## Practice Multiple Choice Questions – English (Section 1)

### Instructions

Carefully read the text in the box below. Then answer the questions that follow.

Select the **best** answer by shading one of the ovals **A-D** on your answer sheet.

There is only **one** correct answer for each question. Shade only **one** oval for each question.

Since the dawn of civilisation, humans have wanted to defend their homes and communities. Early villages were often surrounded with deep trenches, earthen mounds, and wooden walls. In ancient times, large, wealthy cities such as Rome built immense stone walls, interspersed with towers, ramparts and weapons like catapults. However, it wasn't until around 1000 A.D. that the landscape of Europe became peppered with some of the most impressive fortifications ever built: castles. Castles became centres of political and military control in much of England and the empires of Europe. Many are still inhabited today (by those who can afford it), albeit, without a standing army in residence. Others sadly lie in ruins thanks to a fatal design flaw; stone walls apparently do not like gunpowder, and this is one of the main reasons why we do not build them anymore.

**Q1.** For how long have humans been protecting their settlements?

- A. Since 1000 A.D.
- B. Up until the invention of gunpowder
- C. From the earliest civilised settlements
- D. Since ancient times

**Q2.** What does the word 'interspersed' mean in this context?

- A. placed between
- B. around the side
- C. buried beneath
- D. tightly packed

**Q3.** Why are castles no longer built?

- A.** They are inexpensive
- B.** Modern weaponry made them easy to defeat
- C.** Nobody has a private army anymore
- D.** They are too easily ruined

**Q4.** Which of the following can we infer about castles?

- I. expensive to build
- II. can act as homes as well as military bases
- III. predominantly made of stone
- IV. not as important today as they were in the past

Choose from the following options:

- A.** I and II only
- B.** II and III only
- C.** IV only
- D.** I, II, III and IV



## Practice Multiple Choice Questions – English (Section 2)

### Instructions

Look at the word in **bold** below. Which **ONE** of the answer options **A - E** means the same, or nearly the same, as the word in the question?

Answer by shading one of the ovals **A-E** on your answer sheet.

Find the **best** answer for each question.

There is only **one** correct answer. Shade only **one** oval for each question.

---

### Q5. faithful

A	B	C	D	E
eager	capable	pleasant	loyal	thoughtful

### Q6. fragrant

A	B	C	D	E
fruitful	bright	handy	funky	scented

### Q7. vacant

A	B	C	D	E
practical	empty	movable	relaxing	ruined

### Q8. discard

A	B	C	D	E
demolish	refresh	reject	ignore	persuade

**Q9. suitable**

A	B	C	D	E
fitting	tricky	clever	polished	joyful

**Q10. toxic**

A	B	C	D	E
stagnant	harmful	faulty	backlog	vivid

**Q11. novel**

A	B	C	D	E
clear	defective	unusual	flawed	mellow

**Q12. liberty**

A	B	C	D	E
scrutiny	garnish	exertion	freedom	hardship

**Q13. comply**

A	B	C	D	E
filter	obey	regret	vacate	protect

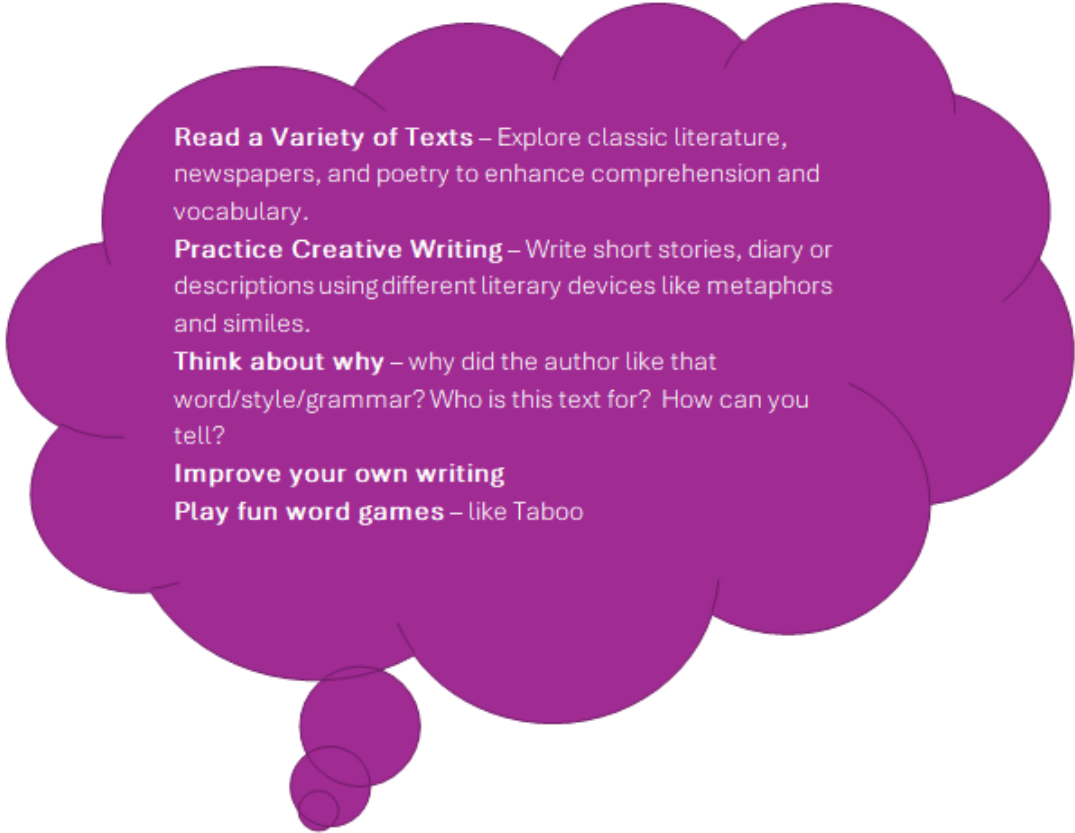
**Q14. pessimistic**

A	B	C	D	E
mad	bored	hurt	needy	hopeless

### Practice Multiple Choice Questions – English (Section 3)

**Q15.** Fabien is drafting some new ideas for a story for a 4 year-old. Which of the following is the best choice for his story?

- A.** The feral dog ran uncontrollably into the dense woods, leaping effortlessly over fallen branches. The terrified hare that was his target darted unexpectedly into the impenetrable brambles.
- B.** The happy dog ran and ran. He had a long tongue that stuck out the side of his mouth. He was a bit out of breath but was happy to be free in the field.
- C.** The boy ran as fast as he could. His tear-stained face was battered by the howling wind. He repeatedly screamed his dog's name into the storm, hoping in vain that his canine friend would appear.
- D.** With the slightest hint of dawn, while the early birds do cheep and the cockerels do crow, the jolly farmer sets about his routine; his trusted furry companion never far from his side.



**Read a Variety of Texts** – Explore classic literature, newspapers, and poetry to enhance comprehension and vocabulary.

**Practice Creative Writing** – Write short stories, diary or descriptions using different literary devices like metaphors and similes.

**Think about why** – why did the author like that word/style/grammar? Who is this text for? How can you tell?

**Improve your own writing**

**Play fun word games** – like Taboo

## Practice Short Written Answer Questions – English (Section 4)

### Instructions

Carefully read the sentences below. Some words have missing letters.

Fill in the missing letters to complete the words so that each sentence makes sense.

Choose the **best** answer to complete each word. There is only one correct answer for each question.

Complete the words on your answer sheet by writing **one** letter in each box.

---

Q1. A 

C	O	M				
---	---	---	--	--	--	--

 shows the directions north, south, east and west.

Q2. Her identity was 

			C	E	A	L	E	D
--	--	--	---	---	---	---	---	---

 by a hat and dark glasses.

Q3. Mount Everest is 

E	A				'	S
---	---	--	--	--	---	---

 highest mountain.

Q4. A rainforest is an area with tall trees and a high 

A	M				
---	---	--	--	--	--

 of rainfall.

Q5. The 

C	L	I	M			
---	---	---	---	--	--	--

 of a rainforest is very hot and humid.

Q6. It was a very dangerous climb to the 

S	U				T
---	---	--	--	--	---

 of the mountain.

Q7. A sundial is an ancient timekeeping 

D	E	V			
---	---	---	--	--	--

Q8. The demonstration was designed to 

E	V			
---	---	--	--	--

 sympathy for the campaign.

## Practice Short Written Answer Questions – Maths (Section 5)

### Instructions

In this section you will need to answer some Maths questions.

There will be space after each question in your question booklet which you can use for working out. But you will not get any marks for your working out.

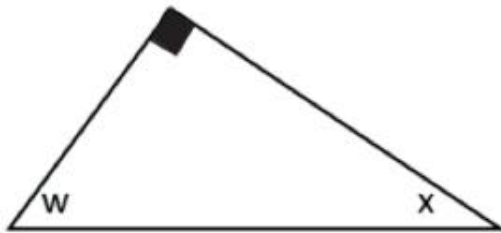
Write your answers on your answer sheet by writing **one** number in each box.

---

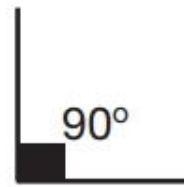
**Q1.** Max has £20. He buys a book priced £6.99, some felt tip pens priced £3.50 and a drawing pad priced £2.99. How much change will he receive?

---

**Q2.** Angle X is 35 degrees. What is the size of angle W?



Information:



---

**Q3.** Martha is going to the cinema. The film is 110 minutes long and starts at 6:15pm. What time will the film finish? Answer using the 24-hour clock.

**Q4.** Calculate the value of  $4.85 - 1.50$

---

**Q5.** How big is the largest change in temperature between January and June?

	AVERAGE MONTHLY TEMPERATURE	
CITY	January	June
Cairo	13°C	27°C
Calgary	-7°C	9°C
Dubai	19°C	32°C
London	8°C	19°C
Riga	-5°C	17°C
Sydney	22°C	13°C

---

**Q6.** A theme park sells entrance tickets.

Information:

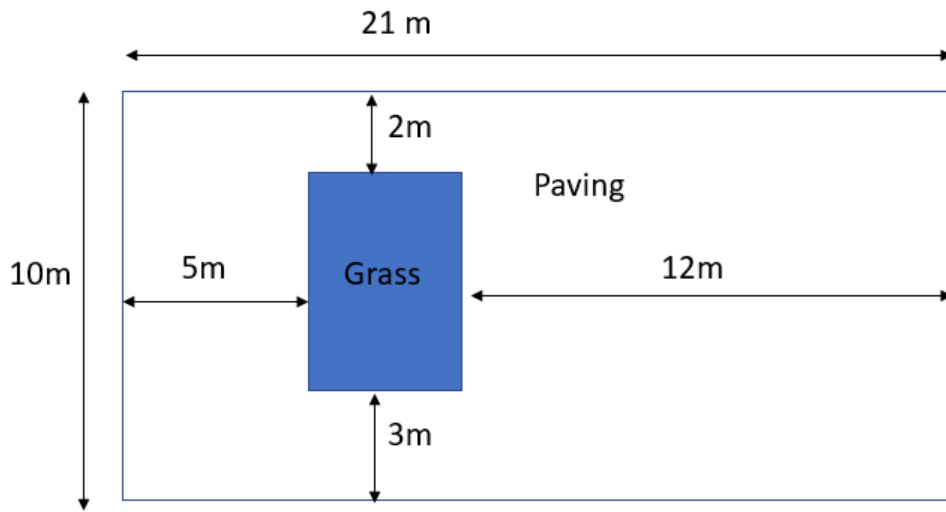
Adult ticket: £32

Child ticket: £12

Family ticket (2 adults and up to 3 children): £90

What is the lowest total cost of theme park entrance tickets for a family of 2 adults and 2 children?

**Q7.** Nikki has a small garden. It has some grass and some paving. Calculate the area of the grass. Give your answer in  $\text{m}^2$



**Turn Shopping into a Maths Game** – Calculate discounts and compare prices in real-time.

**Solve Puzzles & Riddles** – Try Sudoku, logic puzzles, or Rubik's cubes.

**Bake Something** – Measure ingredients and adjust recipes using ratios and fractions.

## Practice Questions – Creative Response

*Creativity is the ability to think of new and imaginative ideas, or to solve problems in original and unique ways.*

In Paper 3, you will be asked to complete a creative task by answering a question (or questions). You will be given a question booklet with instructions.

There will be space in the question booklet for you to make rough notes and to plan your answer – this will **NOT** be marked.

You will be given time to plan your answer.

There is space on the question booklet to write notes, make a plan or draw a spider diagram.

You will **NOT** be allowed to start writing on your answer sheet during the planning time.

You will be told when the planning time has finished, and when you can start writing on the answer sheet.

### Example Question 1

Write a poem about the pen that you are holding. Describe it through all 5 of your senses.

### Example Question 2

What else could your chair be used for? Come up with two very different imaginative ideas. Persuade us that this is the best use of your chair.

### Example Question 3

The world is now silent. No noises exist. Describe a problem that would exist because of this and suggest a solution.

### Example Question 4

Look at the image below. If this was a metal object, imagine what it could be used for and write instructions to go in a guide for a new buyer.



### Example Question 5

If a dragon suddenly landed on your school roof, what would you do? Would you hide, talk to it, or ride it? There's no "right" answer—just use your imagination!



## Answers to Sample Questions

### Sections 1 - 3: Practice Multiple Choice Questions - English

#### Answers to Questions 1 - 15

- 1: 

A	B	C	D
<input type="radio"/>	<input type="radio"/>	<input checked="" type="radio"/>	<input type="radio"/>
- 2: 

<input checked="" type="radio"/>	<input type="radio"/>	<input type="radio"/>	<input type="radio"/>
----------------------------------	-----------------------	-----------------------	-----------------------
- 3: 

<input type="radio"/>	<input checked="" type="radio"/>	<input type="radio"/>	<input type="radio"/>
-----------------------	----------------------------------	-----------------------	-----------------------
- 4: 

<input type="radio"/>	<input type="radio"/>	<input type="radio"/>	<input checked="" type="radio"/>
-----------------------	-----------------------	-----------------------	----------------------------------

- 5: 

A	B	C	D	E
<input type="radio"/>	<input type="radio"/>	<input type="radio"/>	<input checked="" type="radio"/>	<input type="radio"/>
- 6: 

<input type="radio"/>	<input type="radio"/>	<input type="radio"/>	<input type="radio"/>	<input checked="" type="radio"/>
-----------------------	-----------------------	-----------------------	-----------------------	----------------------------------
- 7: 

<input type="radio"/>	<input checked="" type="radio"/>	<input type="radio"/>	<input type="radio"/>	<input type="radio"/>
-----------------------	----------------------------------	-----------------------	-----------------------	-----------------------
- 8: 

<input type="radio"/>	<input type="radio"/>	<input checked="" type="radio"/>	<input type="radio"/>	<input type="radio"/>
-----------------------	-----------------------	----------------------------------	-----------------------	-----------------------
- 9: 

<input checked="" type="radio"/>	<input type="radio"/>	<input type="radio"/>	<input type="radio"/>	<input type="radio"/>
----------------------------------	-----------------------	-----------------------	-----------------------	-----------------------

- 10: 

A	B	C	D	E
<input type="radio"/>	<input checked="" type="radio"/>	<input type="radio"/>	<input type="radio"/>	<input type="radio"/>
- 11: 

<input type="radio"/>	<input type="radio"/>	<input checked="" type="radio"/>	<input type="radio"/>	<input type="radio"/>
-----------------------	-----------------------	----------------------------------	-----------------------	-----------------------
- 12: 

<input type="radio"/>	<input type="radio"/>	<input type="radio"/>	<input checked="" type="radio"/>	<input type="radio"/>
-----------------------	-----------------------	-----------------------	----------------------------------	-----------------------
- 13: 

<input type="radio"/>	<input checked="" type="radio"/>	<input type="radio"/>	<input type="radio"/>	<input type="radio"/>
-----------------------	----------------------------------	-----------------------	-----------------------	-----------------------
- 14: 

<input type="radio"/>	<input type="radio"/>	<input type="radio"/>	<input type="radio"/>	<input checked="" type="radio"/>
-----------------------	-----------------------	-----------------------	-----------------------	----------------------------------
- 15: 

A	B	C	D
<input type="radio"/>	<input checked="" type="radio"/>	<input type="radio"/>	<input type="radio"/>

### Section 4: Practice Short Written Answer Questions – English

#### Answers to Questions 1 - 8

1: 

C	O	M	<u>P</u>	<u>A</u>	<u>S</u>	<u>S</u>
---	---	---	----------	----------	----------	----------

5: 

C	L	I	M	<u>A</u>	<u>I</u>	<u>E</u>
---	---	---	---	----------	----------	----------

2: 

<u>C</u>	<u>O</u>	<u>N</u>	C	E	A	L	E	D
----------	----------	----------	---	---	---	---	---	---

6: 

S	U	<u>M</u>	<u>M</u>	<u>I</u>	T
---	---	----------	----------	----------	---

3: 

E	A	<u>R</u>	<u>I</u>	<u>H</u>	'	S
---	---	----------	----------	----------	---	---

7: 

D	E	V	<u>I</u>	<u>C</u>	<u>E</u>
---	---	---	----------	----------	----------

4: 

A	M	<u>O</u>	<u>U</u>	<u>N</u>	<u>I</u>
---	---	----------	----------	----------	----------

8: 

E	V	<u>O</u>	<u>K</u>	<u>E</u>
---	---	----------	----------	----------

### Section 5: Practice Short Written Answer Questions - Maths

#### Answers to Questions 1 - 7

1: £ 

6
---

 . 

5	2
---	---

5: 

2	2
---	---

 degrees

2: 

5	5
---	---

 degrees

6: £ 

8	8
---	---

3: 

2	0
---	---

 : 

0	5
---	---

7: 

2	0
---	---

 m<sup>2</sup>

4: 

3
---

 . 

3	5
---	---